

Kegelradgetriebe

Bevel Gear Units

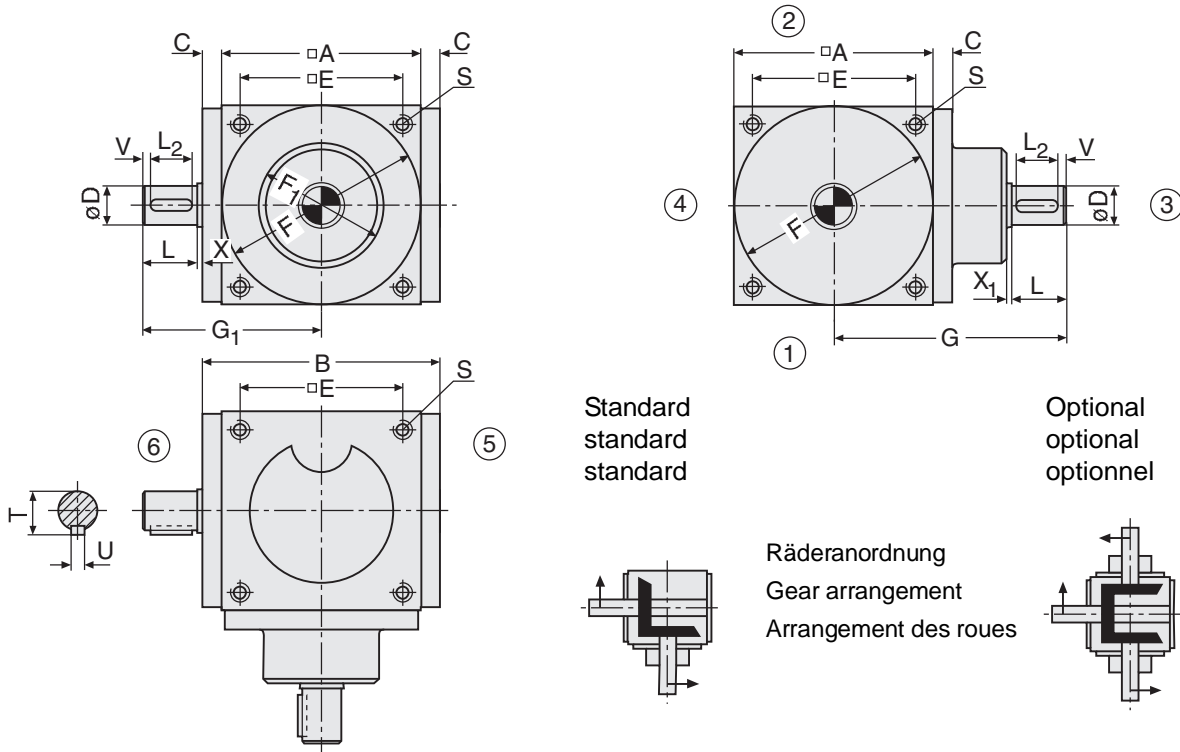
Réducteurs à couple conique

Bauart 0001

Version 0001

Construction 0001

Type W 088 – W 260



Type	A	B	C	D j6	L	E	F f7	F <sub>1</sub>	G	G <sub>1</sub>	L <sub>2</sub>	S	T	U h9	V	X <sub>1</sub>	X
W 088	88	114	13	18	30	68	86	59	115	90	25	M6x10	20,5	6	2	3	3
W 110	110	135	12,5 <sup>1)</sup>	22	40	88	108	80	145	110	32	M8x16	24,5	6	3	3	2,5
W 136	136	164	14	30	50	105	132	98	176	135	40	M10x22	33	8	3	3	3
W 156	156	188	16	38	60	122	150	116	203	157	50	M12x25	41	10	4	3	3
W 199	200	236	18	50	80	160	195	152	265	201	70	M16x30	53,5	14	4	3	3
W 260	260	300	20	60	105	210	255	180	345	258	90	M16x32	64	18	5	3	3

<sup>1)</sup> abtriebsseitig



Kegelradgetriebe

Bevel Gear Units

Réducteurs à couple conique

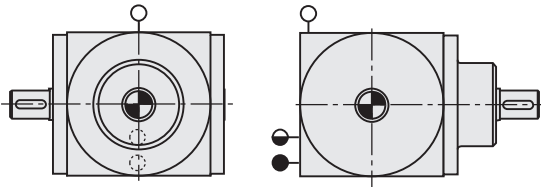
Bauart 0001

Version 0001

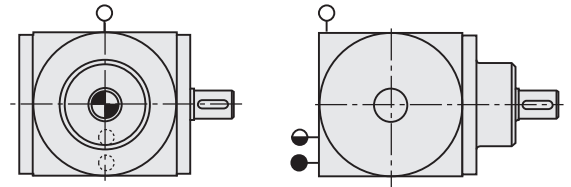
Construction 0001

Type W 088<sup>2)</sup> – W 260

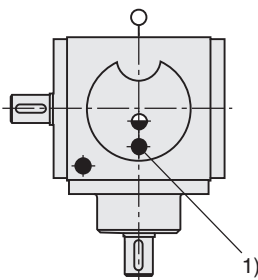
B - 1



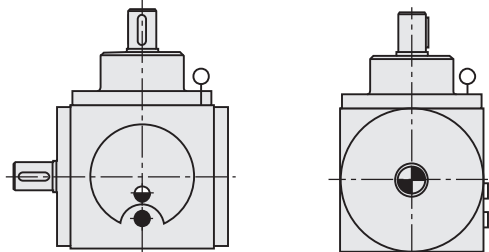
B - 2



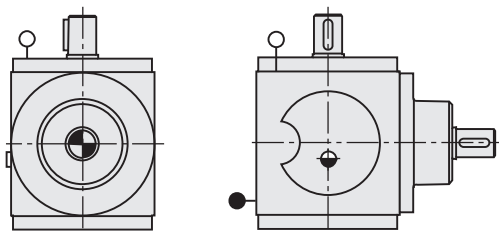
B - 3



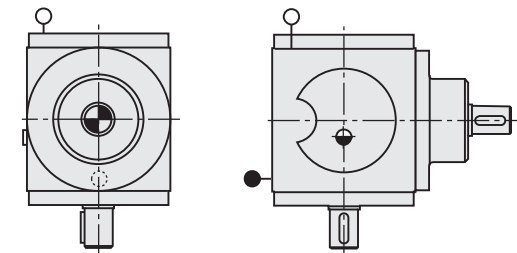
B - 4



B - 5



B - 6



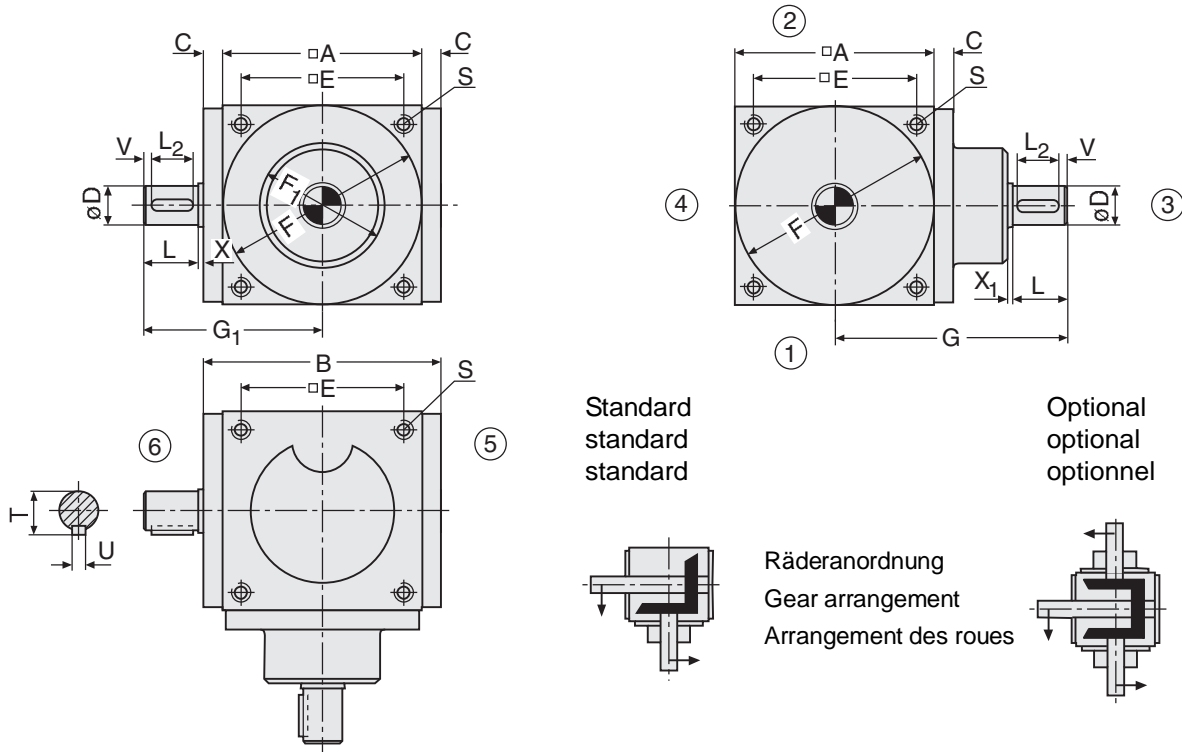
KRG1\_W088-1.im

1) Nur bei Baugröße W 110  
2) Größe W 088 ab  $n_1 = 1500 \text{ min.}^{-1}$  mit Ölaraturen

1) only for size W 110  
2) size W 088 from  $n_1 = 1500 \text{ min.}^{-1}$  on up, includes oil plugs

1) seul pour type W 110  
2) grandeur standard W 088 à partir de  $n_1 = 1500 \text{ min.}^{-1}$  avec armatures d'huile

Type W 088 – W 260



Type	A	B	C	D j6	L	E	F f7	F <sub>1</sub>	G	G <sub>1</sub>	L <sub>2</sub>	S	T	U h9	V	X <sub>1</sub>	X
W 088	88	114	13	18	30	68	86	59	115	90	25	M6x10	20,5	6	2	3	3
W 110	110	135	12,5 <sup>1)</sup>	22	40	88	108	80	145	110	32	M8x16	24,5	6	3	3	2,5
W 136	136	164	14	30	50	105	132	98	176	135	40	M10x22	33	8	3	3	3
W 156	156	188	16	38	60	122	150	116	203	157	50	M12x25	41	10	4	3	3
W 199	200	236	18	50	80	160	195	152	265	201	70	M16x30	53,5	14	4	3	3
W 260	260	300	20	60	105	210	255	180	345	258	90	M16x32	64	18	5	3	3

<sup>1)</sup> abtriebsseitig



Kegelradgetriebe

Bevel Gear Units

Réducteurs à couple conique

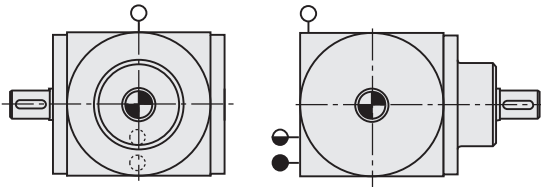
Bauart 0002

Version 0002

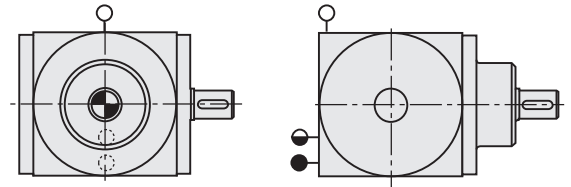
Construction 0002

Type W 088<sup>2)</sup> – W 260

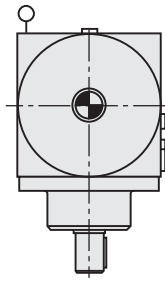
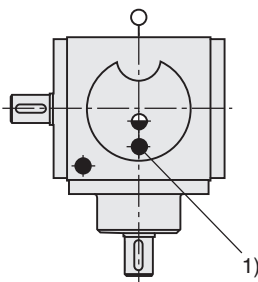
B - 1



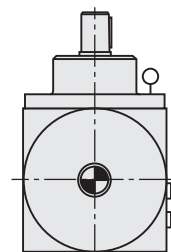
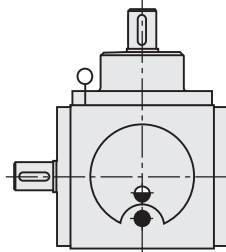
B - 2



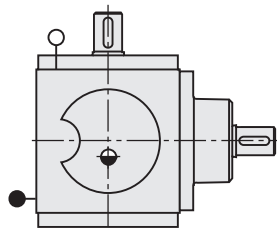
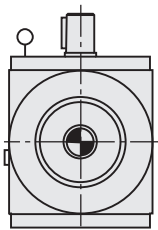
B - 3



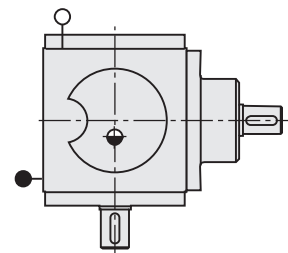
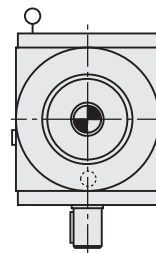
B - 4



B - 5



B - 6



4

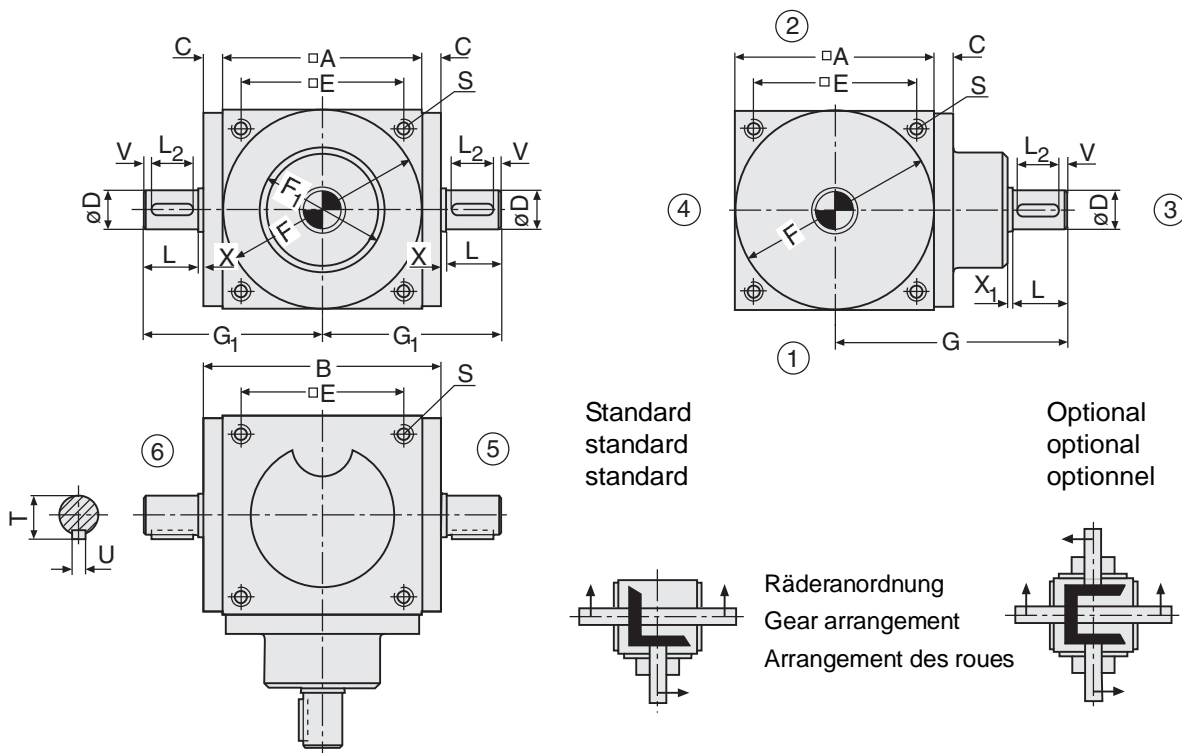
KRG2\_W088-1.fm

1) Nur bei Baugröße W 110  
 2) Größe W 088 ab  $n_1 = 1500 \text{ min.}^{-1}$  mit Ölaraturen

1) only for size W 110  
 2) size W 088 from  $n_1 = 1500 \text{ min.}^{-1}$  on up, includes oil plugs

1) seul pour type W 110  
 2) grandeur standard W 088 à partir de  $n_1 = 1500 \text{ min.}^{-1}$  avec armatures d'huile

Type W 088 – W 260



Type	A	B	C	D j6	L	E	F f7	F <sub>1</sub>	G	G <sub>1</sub>	L <sub>2</sub>	S	T	U h9	V	X <sub>1</sub>	X
W 088	88	114	13	18	30	68	86	59	115	90	25	M6x10	20,5	6	2	3	3
W 110	110	135	12,5 <sup>1)</sup>	22	40	88	108	80	145	110	32	M8x16	24,5	6	3	3	2,5
W 136	136	164	14	30	50	105	132	98	176	135	40	M10x22	33	8	3	3	3
W 156	156	188	16	38	60	122	150	116	203	157	50	M12x25	41	10	4	3	3
W 199	200	236	18	50	80	160	195	152	265	201	70	M16x30	53,5	14	4	3	3
W 260	260	300	20	60	105	210	255	180	345	258	90	M16x32	64	18	5	3	3

<sup>1)</sup> abtriebsseitig



Kegelradgetriebe

Bevel Gear Units

Réducteurs à couple conique

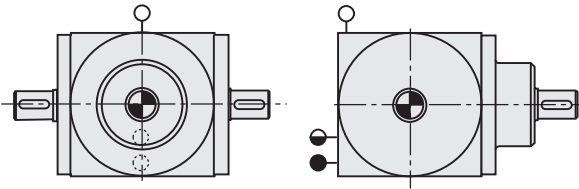
Bauart 0003

Version 0003

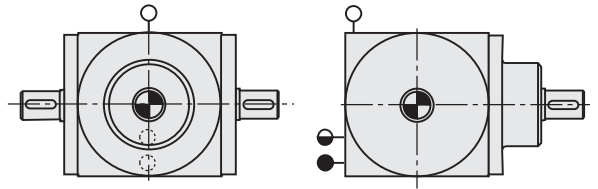
Construction 0003

Type W 088<sup>2)</sup> – W 260

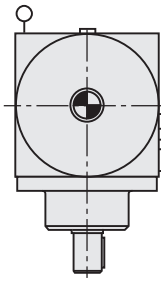
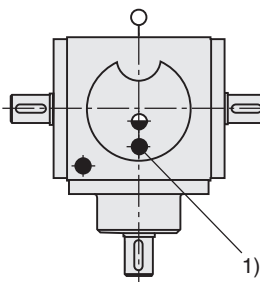
B - 1



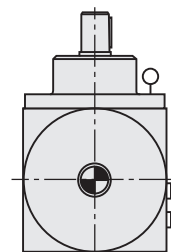
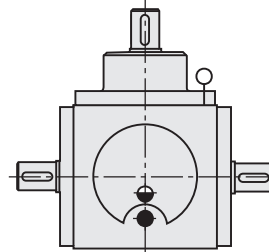
B - 2



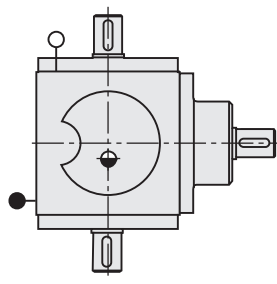
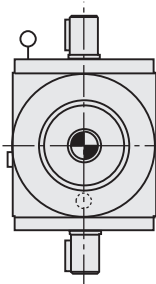
B - 3



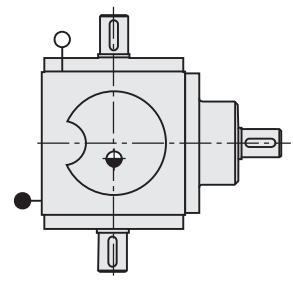
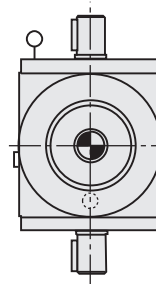
B - 4



B - 5



B - 6



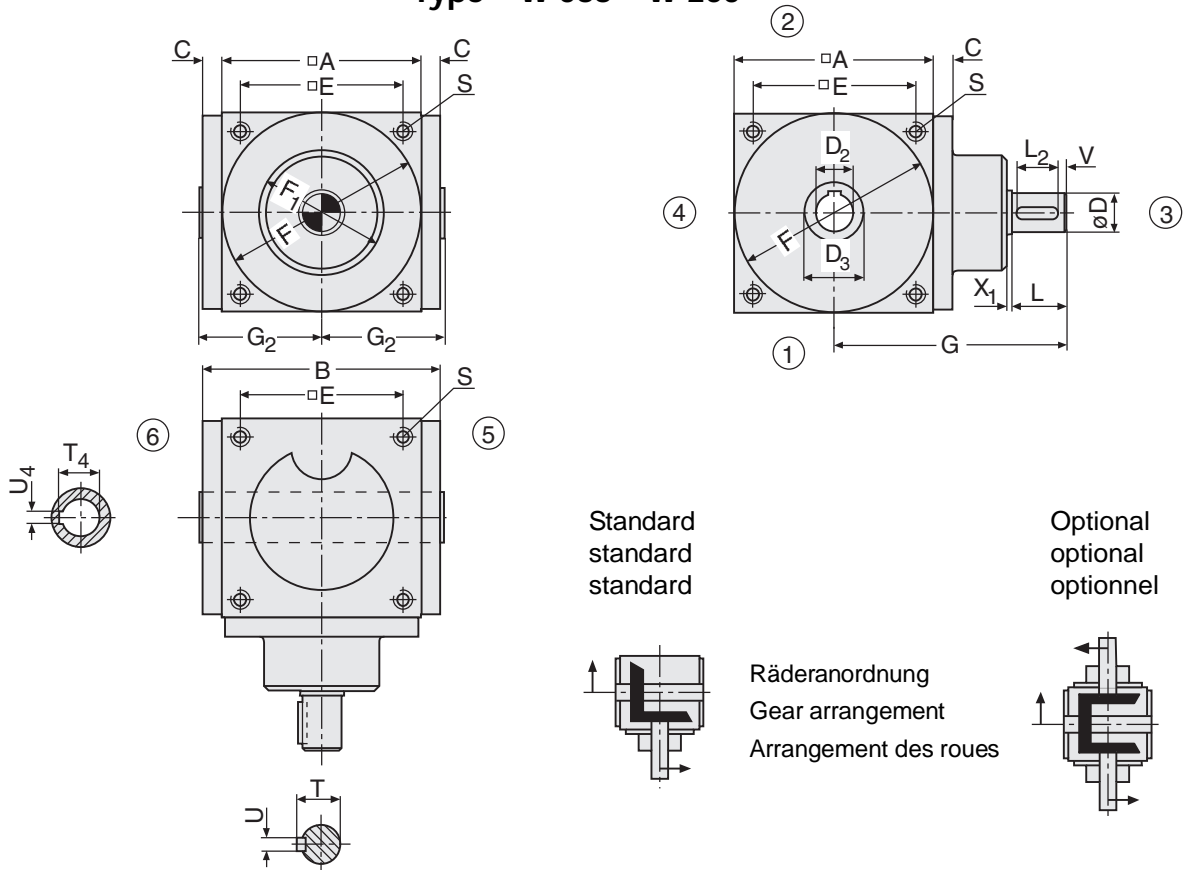
4

1) Nur bei Baugröße W 110  
2) Größe MW 088 ab  $n_1 = 1500 \text{ min.}^{-1}$   
mit Ölaraturen

1) only for size W 110  
2) size MW 088 from  $n_1 = 1500 \text{ min.}^{-1}$  on up,  
includes oil plugs

1) seul pour type W 110  
2) grandeur standard MW 088 à partir de  $n_1 = 1500 \text{ min.}^{-1}$   
avec armatures d'huile

Type W 088 – W 260



4

Type	A	B	C	D j6	L	D <sub>2</sub> <sup>H7</sup>	D <sub>3</sub>	E	F f7	F <sub>1</sub>	G	G <sub>2</sub>	L <sub>2</sub>	S	T	T <sub>4</sub>	U h9	U <sub>9</sub> <sup>JS</sup>	V	X <sub>1</sub>	X
W 088	88	114	13	18	30	18	30	68	86	59	115	60	25	M6x10	20,5	20,8	6	6	2	3	3
W 110	110	135	12,5 <sup>1)</sup>	22	40	22	35	88	108	80	145	70	32	M8x16	24,5	24,8	6	6	3	3	2,5
W 136	136	164	14	30	50	30	45	105	132	98	176	85	40	M10x22	33	33,3	8	8	3	3	3
W 156	156	188	16	38	60	38	55	122	150	116	203	97	50	M12x25	41	41,3	10	10	4	3	3
W 199	200	236	18	50	80	50	70	160	195	152	265	121	70	M16x30	53,5	53,8	14	14	4	3	3
W 260	260	300	20	60	105	60	85	210	255	180	345	153	90	M16x32	64	64,4	18	18	5	3	3

<sup>1)</sup> abtriebsseitig



Kegelradgetriebe

Bevel Gear Units

Réducteurs à couple conique

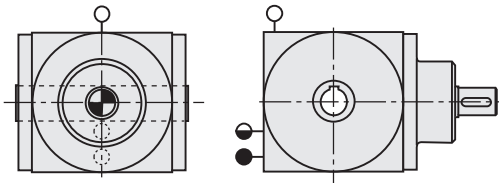
Bauart 0004

Version 0004

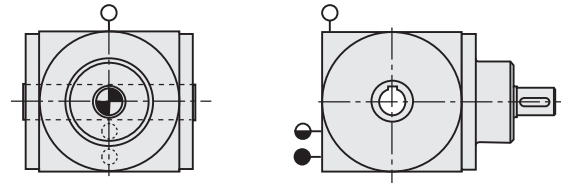
Construction 0004

Type W 088<sup>2)</sup> – W 260

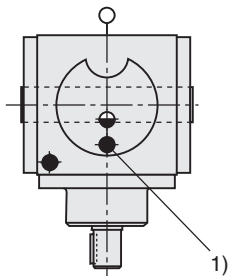
B - 1



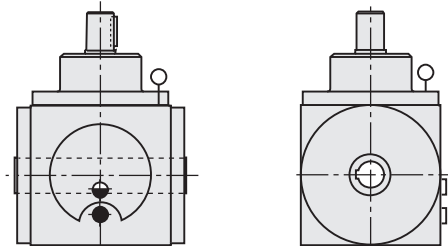
B - 2



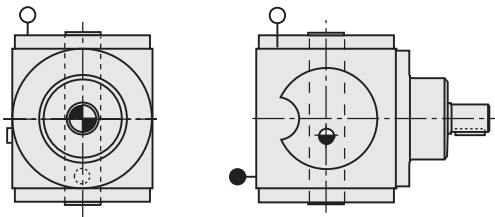
B - 3



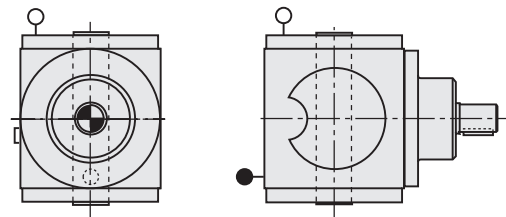
B - 4



B - 5



B - 6



4

KRG4\_W088-1.fm

1) Nur bei Baugröße W 110  
 2) Größe MW 088 ab  $n_1 = 1500 \text{ min.}^{-1}$  mit Ölaraturen

1) only for size W 110  
 2) size MW 088 from  $n_1 = 1500 \text{ min.}^{-1}$  on up, includes oil plugs

1) seul pour type W 110  
 2) grandeur standard MW 088 à partir de  $n_1 = 1500 \text{ min.}^{-1}$  avec armatures d'huile